

TNR.CN

TNR Gold Corp

C\$ 0.22

4 June 2010
 Gold, Copper, Lithium, Rare Metals
 Argentina, USA, Canada, Ireland
 Early to Advanced Exploration
 Exchanges: TSX.V:TNR

TNR is focused on early stage exploration for gold and high-demand minor metals. A planned TSX spin-out, of International Lithium Corp, should add value to its Li and REE assets, and leave TNR with a portfolio of highly prospective, porphyry copper-gold targets.

Capital Profile

Share price (C\$)	0.22
52 week range (C\$/share)	0.16 to 0.38
Number of shares (m)	123
Options and warrants (m)	41
Convertible notes (m)	0
Fully diluted (m)	164
Market capitalisation (undiluted) (C\$m)	27.0
Debt (C\$m) - Mar 10F	0.0
Enterprise value (C\$m)	25.4
Major shareholders: Management and insiders (46%, incl K Klip 21%), Institutional holders (20%, incl Barrick Gold, Pinetree Capital)	
Avg monthly volume (m)	4
Cash (C\$m) - Mar 10F	1.6
Price/Cash (x)	17.2
Price/Book (x)	1.6
Listed company options:	No

Production and Financial Forecasts

Year End: December	Dec-09a	Mar-10F	2009a	2010F	2011F
Exploration and evaluation (C\$m)	0.28	0.50	1.12	2.00	2.50
Corporate (C\$m)	0.25	0.25	1.00	1.25	1.25
Exploration/(Expl.+ Corporate) (%)	53	67	53	62	67
Funding duration at current burn (years)			1.2	0.7	0.9
Shares on issue (pr end) (m shares)	107	120	107	129	139
Drilling - RAB (m)	0	500	0	1,000	2,000
Drilling - Other/Diamond (m)	0	0	0	1,300	1,500
Land holding ('000 ha)	30	30	30	na	na
Tenement costs (\$m per year)	na	na	na	na	na
Capital raisings (C\$m)	3.0	0.0	5.0	3.0	5.0
Funding from JV partners (C\$m)	na	na	na	na	na
Cash (C\$m)	2.6	1.6	2.6	2.1	3.5
Cash backing (C¢/share)	2.4	1.3	2.4	1.7	2.5
Net asset backing (C¢/share)	14.3	13.8	14.3	14.4	16.2

Quarters stated on calendar year basis.

Investment Points

Focused on exploration for precious and base metals with a strategic emphasis on high-demand rare and minor metals, e.g. rare earth elements and lithium.

Business model is "Lead Project Generator", acquiring early stage projects, and adding value by internal and JV development (diversify cost, risk) or corporate spin-off.

TNR holds early stage gold-copper (porphyry) projects in Argentina and Canada, including 50% of 920koz Au at Shotgun. Significant potential for large-scale discoveries

Lithium and REM asset spin off, as International Lithium Corp, planned for TSX.V in June/July 2010, mkt cap C\$15m would make it undervalued compared to peers.

Tight capital structure: TNR management and insiders own 46%, institutions 20%.

Highly experienced management and technical team.

Company Comment

Overview: TNR Gold Corp has early to mid-stage exploration assets, with 18 active projects held as three groups: Argentina gold-copper; lithium and rare metal projects; and Alaskan gold. A TSX spin-out of the Li-REM projects, as International Lithium Corp, is planned for July 2010. The Alaskan projects could follow.

Argentina projects (Au-Cu-Ag): among 5 active projects in San Juan Province, the primary focus is on **El Salto** (13,300 hectares) and **El Tapau**, which are both early stage and have potential for bulk tonnage Au-Cu-(Mo) porphyry discoveries. El Salto has a 6 x 1.5km chargeability anomaly and limited drilling (incl 55m @ 0.21% Cu and 0.012% Mo). El Tapau has three target areas; exploration includes grab sampling averaging 2.2g/t Au over 4.5km strike, and limited drilling (incl 82m @ 0.49% Cu). Both projects will be the target of geophysics and follow up drilling. TNR retains a 25 per-cent back-in right to certain of the properties at the **Los Azules** Cu-Au-Ag deposit, which contains 11.2 billion lbs Cu grading 0.55%, with a high grade core of ~2.3blbs grading 1% Cu. The back-in terms are the subject of a legal dispute with Xstrata, which assigned its interest to Minera Andes Inc. TNR served a back-in notice in April 2010 and has a C\$5m loan facility that can be drawn down to support Los Azules. Minera Andes rejected the back-in notice and the validity of the back-in notice is the subject of a legal dispute with Minera Andes. The project has a high conceptual NPV: with capex US\$2.7bn, opex US\$0.85/lb, and production 170ktpa (375mlbs) for 23.6 years, and applying no adjustment for risk, the NPV is US\$2.9bn, or US\$725m for 25% (LT Cu US\$2.50/lb, disc rate 10%).

Lithium-REM projects and corporate spin-off: TNR has nine early stage lithium brine and hard-rock lithium / rare metal projects, commodities that are used in high-tech applications (e.g. batteries and magnets), and have a growing market in the automotive industry as it moves towards the production of electric vehicles. These assets will be **spun off as International Lithium Corp** in July 2010. The parent company and shareholders should retain ~87% of ILC, and there will be a C\$2.5m IPO. Year 1 exploration budget is expected to be C\$1m-\$1.5m. The initial focus should be on **Mariana** (ARG), which covers 120km² among the Andean Salars (ARG). Brine samples range 250-650mg/L Li – current producers range from 150-1500mg/L of Li. A resource could follow drilling in 2010 (up to 20 holes to 100m depth). ILC will also advance brine projects in **Nevada** (5,285 hectares), in the area of Clayton Valley (producing Li since 1967). The pegmatite projects, prospective for lithium and the rare metals (e.g. tantalum, niobium and the REE) include **Moose** (CAN), which lies 12km from Thor Lake (TSX:AVL) and is a past high-grade producer of Li and Ta (samples include 6.7m @ 2.07% Li₂O). The **Mavis Lake** Project (CAN) has channel samples including 5.3m @ 1.24% Li₂O.

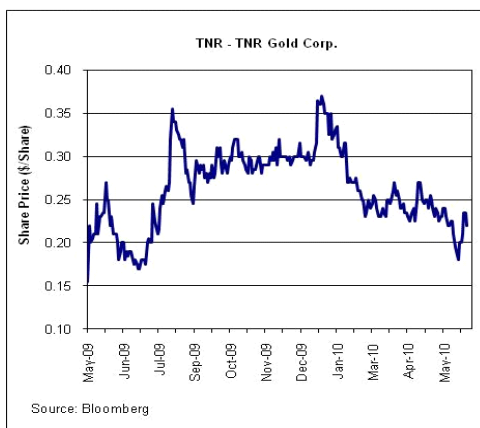
Alaskan Projects (Au, Cu): TNR has 50% of **Shotgun**, a breccia-hosted Au target with a non compliant resource of 980koz Au grading 0.93g/t and drill ready gold targets. The **Iliamna** Project is < 80km from the giant porphyry-hosted Pebble Deposit (18.8blbs Cu and 31.3moz Au), with which it has geological similarities.

Investment Comment: TNR has built its exploration portfolio to the point where discrete groups of projects can be spun off as separate listed entities. This is a well tested strategy for unlocking the value of mineral assets. When listed on the TSX with a starting market cap of C\$15m, ILC should be seen as significantly undervalued in comparison to its immediate peers (capitalised at C\$15-C\$150m). Further value should be added to both TNR and ILC by ongoing exploration and resource definition, e.g. at Mariana, which bears early comparison to the nearby Hombre Muerto (Fenix) mine of FMC, currently providing 14% of global lithium supply. For TNR, a positive decision over the Los Azules back-in would be a boost but is not vital – other share price catalysts would be exploration success at El Salto and El Tapau.

Reserves and Resources/Mineralised Material

Code for reporting mineral resources - Canadian: (NI43-101)								
Gold	Classification	Project Equity	Ore Mt	Au g/t	c/off g/t	Au t	Au koz	Eqty koz
Reserves						0.0	0.0	0.0
Resources*						0.0	0.0	0.0
Mineralised Material (historic, non NI43-101 compliant)								
Shotgun	Inferred	50%	33	0.93	0.50	30.5	980	490

* Los Azules Project has 922mt grading 0.551% copper for 5.08mt (11.2 billion lbs) metal; TNR claims a 25% back-in right



Contact

Mr Jerry Huang
 (Investor Relations)
 Tel: +1 (604) 687 7551
 Toll free: 1800 667 4470
 Vancouver, BC, Canada
www.tnrgoldcorp.com

Analyst: Dr Trent Allen
 trentallen@rcresearch.com.au

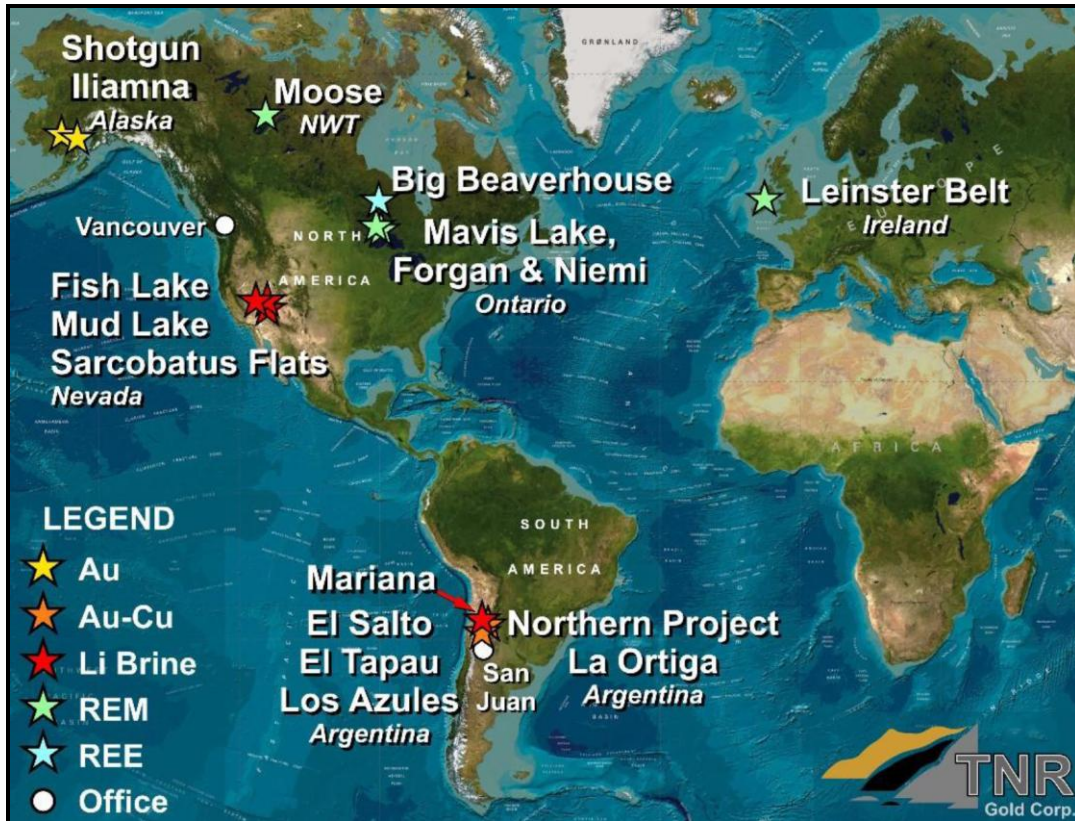
Directors

Gary Schellenberg
 (Exec Chair, Pres, CEO)
 Kirill Klip (Non Exec Chair)
 Paul Chung
 John Fraser
 Hari Varshney

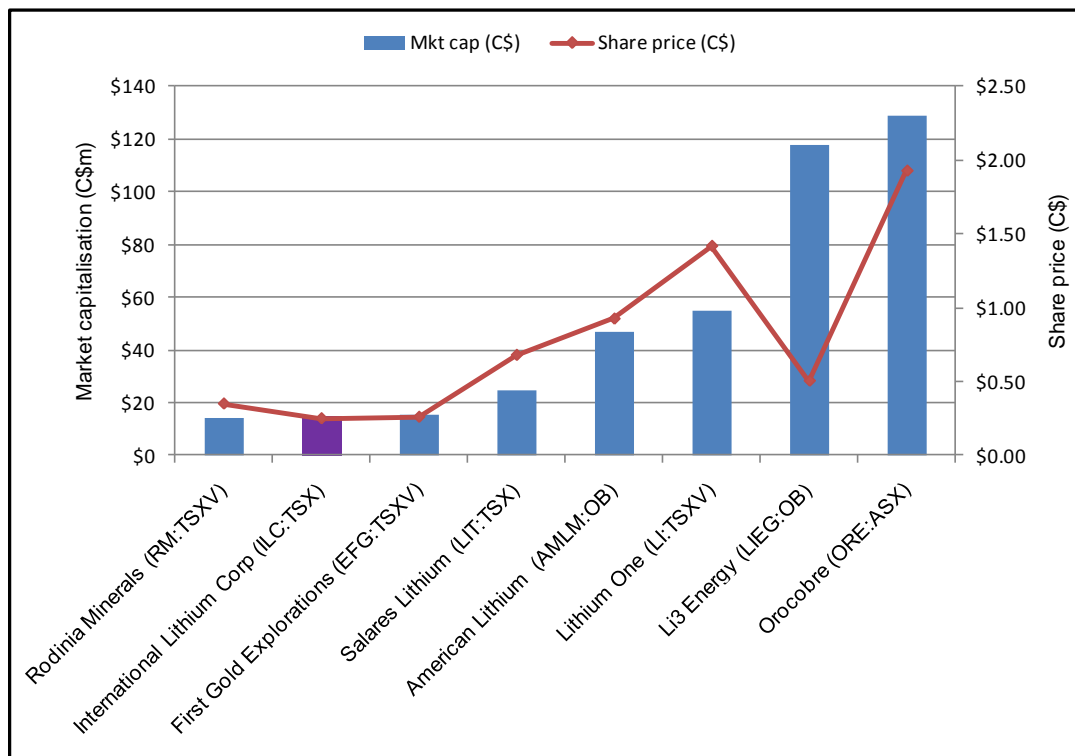
Key Projects

Project	Ownership/		JV Partner	Target Type	Process Route	Project Status	Project Location
	Option	Metal					
El Salto	0%/100%	Au-Cu-Mo	-	Porphyry	na	Mid Expl	S. Juan (ARG)
El Tapau	0%/70% of 75%	Au-Cu	Petra	Porphyry	na	Mid Expl	S. Juan (ARG)
Mariana	0%/100%	Li	-	Brine	Pump	Mid Expl	Salta (ARG)
Nevada	100%	Li	-	Brine	Pump	Early Expl	NV (USA)
Moose	100%	Li-Ta	-	Pegmatite	na	Mid Expl	NT (CAN)
Mavis Lake	100%	Li-REM	-	Pegmatite	na	Mid Expl	ON (CAN)
Shotgun	50%	Au	na	Breccia	na	Adv Expl	AK (USA)

TNR has 18 active projects worldwide, which can be divided into three broad groups: Argentinian gold-copper; lithium and rare metals (REM); and Alaskan gold. TNR's projects are in the exploration phase, providing an opportunity for investors to benefit as value is added by further development.



The TNR lithium/REM assets will be spun out in July 2010, as International Lithium Corp, ILC:TSX. This chart shows that ILC, with 60m shares at C\$0.25 and early stage projects, could be viewed as good value relative to some comparable, if more advanced, lithium-focused companies.



Disclosure and Disclaimer

Disclosure and Disclaimer

Important Information

Resource Capital Research Pty Limited (referred to as “we”, “our”, or “RCR” herein) ACN 111 622 489 holds an Australian Financial Services Licence (AFS Licence number 325340). General advice is provided by RCR’s Authorised Representatives Dr Tony Parry (Authorised Representative number 328842) and Dr Trent Allen (Authorised Representative number 331960). The FSG is available at www.rcresearch.com.au. All references to currency are in Australian dollars unless otherwise noted.

This report and its contents are intended to be used or viewed only by persons resident and located in the United States, Canada and Australia and therein only where RCR’s services and products may lawfully be offered. The information provided in this report is not intended for distribution to, or use by, any person or entity in any jurisdiction or country where such distribution or use would be contrary to law or regulation or which would subject RCR or its affiliates to any registration requirement within such jurisdiction or country.

This report and its contents are not intended to constitute a solicitation for the purchase of securities or an offer of securities. The information provided in this report has been prepared without taking account of your particular objectives, financial situation or needs. You should, before acting on the information provided in this report, consider the appropriateness of the purchase or sale of the securities of the companies that are the subject of this report having regard to these matters and, if appropriate, seek professional financial, investment and taxation advice. RCR does not guarantee the performance of any investment discussed or recommended in this report. Any information in this report relating to the distribution history or performance history of the securities of the companies that are the subject of this report, should not be taken as an indication of the future value or performance of the relevant securities.

In preparing this report, RCR analysts have relied upon certain information provided by management of the companies that are the subject of this report or otherwise made publicly available by such companies. The information presented and opinions expressed herein are given as of the date hereof and are subject to change. We hereby disclaim any obligation to advise you of any change after the date hereof in any matter set forth in this report. THE INFORMATION PRESENTED, WHILE OBTAINED FROM SOURCES WE BELIEVE RELIABLE, IS CHECKED BUT NOT GUARANTEED AGAINST ERRORS OR OMISSIONS AND WE MAKE NO WARRANTY OR REPRESENTATION, EXPRESSED OR IMPLIED, AND DISCLAIM AND NEGATE ALL OTHER WARRANTIES OR LIABILITY CONCERNING THE ACCURACY, COMPLETENESS OR RELIABILITY OF, OR ANY FAILURE TO UPDATE, ANY CONTENT OR INFORMATION HEREIN.

This report and the information filed on which it is based may include estimates and projections which constitute forward looking statements that express an expectation or belief as to future events, results or returns. No guarantee of future events, results or returns is given or implied by RCR. Estimates and projections contained herein, whether or not our own, are based on assumptions that we believe to be reasonable at the time of publication, however, such forward-looking statements are subject to risks, uncertainties and other factors which could cause actual results to differ materially from the estimates and projections provided to RCR or contained within this report.

This report may, from time to time, contain information or material obtained from outside sources with the permission of the original author or links to web sites or references to products, services or publications other than those of RCR. The use or inclusion of such information, material, links or references does not imply our endorsement or approval thereof, nor do we warrant, in any manner, the accuracy or completeness of any information presented therein.

RCR, its affiliates and their respective officers, directors and employees may hold positions in the securities of the companies featured in this report and may purchase and/or sell them from time to time and RCR and its affiliates may also from time to time perform investment banking or other services for, or solicit investment banking or other business from, entities mentioned in this report. TNR Gold Corp commissioned RCR to compile this report. In consideration, RCR received a cash consultancy fee of less than \$15,000. RCR may receive referral fees from issuing companies or their advisors in respect of investors that RCR refers to companies looking to raise capital. Those fees vary, but are generally between 0 - 1% of the value of capital raised from referrals made by RCR. RCR received referral fees in relation to recent capital raisings for Globe Uranium Limited, PepinNini Minerals Limited, Uranex NL and Toro Energy Limited. At the date of this report, neither RCR, nor any of its associates, hold any interests or entitlements in shares mentioned in this report with the exception that either or both of John Wilson (either directly or through Resource Capital Investments Pty Limited (RCI)) and associates, or RCI, as trustee of the Resource Capital Investments Fund owns shares in BHP, Rio Tinto and Fortescue Metals Group Ltd.

Analyst Certification: All observations, conclusions and opinions expressed in this report reflect the personal views of RCR analysts and no part of the analyst’s or RCR’s compensation was, is, or will be, directly or indirectly related to specific recommendations or views expressed in the report. Officers, directors, consultants, employees and independent contractors of RCR are prohibited from trading in the securities of U.S. companies that are, or are expected to be, the subject of research reports or other investment advice transmitted to RCR clients for a blackout window of 14 days extending before and after the date such report is transmitted to clients or released to the market.

Cautionary Note to U.S. Investors Concerning Estimates of Measured, Indicated and Inferred Resources: RCR publishes mineral resources based on standards recognized and required under securities legislation where listed mining and exploration companies make their exchange filings and uses the terms “measured”, “indicated” and “inferred” mineral resources. U.S. investors are advised that while such terms are recognized and required under foreign securities legislation, the SEC allows disclosure only of mineral deposits that can be economically and legally extracted. United States investors are cautioned not to assume that all or any part of measured, indicated or inferred resources can be converted into reserves or economically or legally mined. We recommend that US investors consult Securities and Exchange Commission Industry Guide 7 – “Description of Property by Issuers Engaged or to Be Engaged in Significant Mining Operations” for further information about the use of defined terms and the presentation of information included in this report.